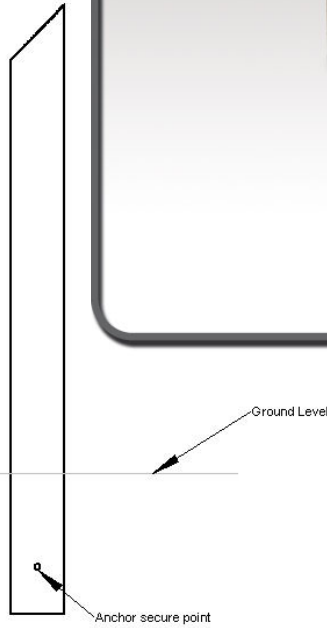
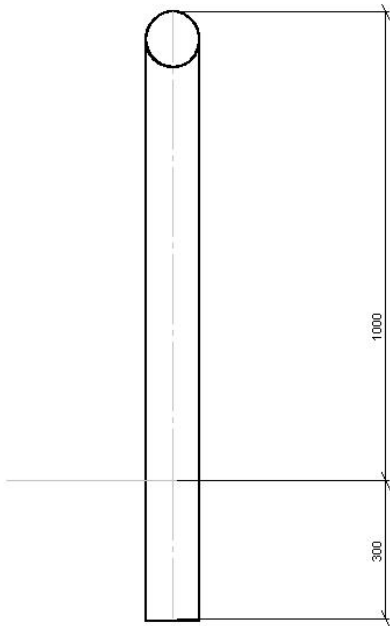



Stainless Steel 316
Slice Top Bollard



Specifications

- 316 Grade Stainless Steel
- Satin Finish
- Low Maintenance
- 45 Degree Cut
- 100 mm Diameter Bollard
- 1000 mm Over Ground
- 300 mm Root

Bollard installation

We suggest that the following procedures be followed when installing one of our bollards. Protect the bollard with plastic or similar during installation. Excavate an area of 500 mm square, at least 200 mm deeper than the root of the bollard. Place bollard at required depth, making sure the anchor pin is in place and the bollard is level. Back fill the excavation with concrete and when the concrete is set and/or paving slabs are in place clean and remove protective cover from the bollard. Note: Removable and Telescopic bollards much have clean stone added to the base of the socket for drainage.

Title:

**Slice top Bollard
ST100
DATA SHEET**



Castit Ltd,

Unit 612,
Northern Extension,
I.D.A. Business Park,
Waterford.
Tel: 051 370393.
Fax: 051 370368.
E-mail: info@castit.ie
Website: www.castit.ie

This drawing is the sole property and copyright of Castit Ltd. and may not be disclosed to any third party or reproduced in whole or part without the prior written consent of an authorised representative of Castit Ltd.